Qof ק

Qof says k, as in kite: the same sound as Kaf.

Name _____

1 Colour the big Qof

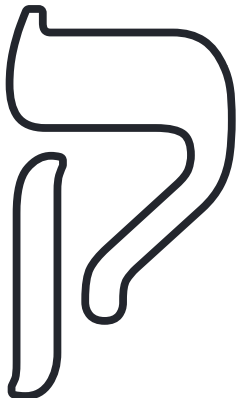

Then trace it with your finger.

2 Colour the picture



קוֹל

kol: voice

3 Trace three, then write two on your own

start at the dot, top right

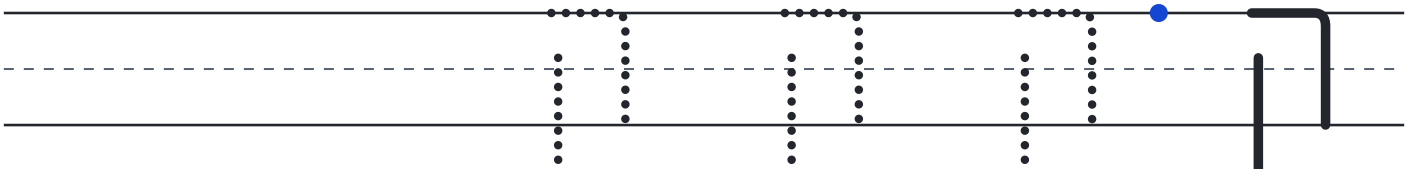

4 Circle every Qof

ר ק ך ק ח ק ה ק

5 Say it out loud

point, say it, then colour the star

קוּ ☆ קָ ☆ קוּ ☆ קֻ ☆

I did it! ☆ ☆ ☆

Free to use and share, not to sell · CC BY-NC-SA 4.0

Resh ר

Resh says r, as in run.

Name _____

1 Colour the big Resh



Then trace it with your finger.

2 Colour the picture



רֹאשׁ

rosh: head

3 Trace three, then write two on your own

start at the dot, top right



4 Circle every Resh

ק ר ו ר ך ר ד ר

5 Say it out loud

point, say it, then colour the star

רוּ ☆

רָ ☆

רוּ ☆

רֶ ☆

I did it! ☆ ☆ ☆

Free to use and share, not to sell · CC BY-NC-SA 4.0

Shin ש

Shin says sh, as in ship. With the dot on the left (Sin) it says s.

Name _____

1 Colour the big Shin



Then trace it with your finger.

2 Colour the picture



שֶׁמֶשׁ

she-mesh: sun

3 Trace three, then write two on your own

start at the dot, top right



4 Circle every Shin

ץ ש ט ש צ ש ע ש

5 Say it out loud

point, say it, then colour the star

שׁוּ שָׁ שׁוּ שָׁ

☆ ☆ ☆ ☆

I did it! ☆ ☆ ☆

Free to use and share, not to sell · CC BY-NC-SA 4.0

Tav ת

Tav says t, as in top: the same sound as Tet.

Name _____

1 Colour the big Tav



Then trace it with your finger.

2 Colour the picture



תֵּבָה

te-vah: ark

3 Trace three, then write two on your own

start at the dot, top right



4 Circle every Tav

ט ת ק ת ה ת ח ת

5 Say it out loud

point, say it, then colour the star

תּוּ	תָּ	תּוּ	תֻּ
☆	☆	☆	☆

I did it! ☆ ☆ ☆

Free to use and share, not to sell · CC BY-NC-SA 4.0