ב **Bereshit**
בְּרֵאשִׁית

Lesson 4

Three new letters and the “e” sound

Mem, Nun, Samekh, final Mem and final Nun, and the “e” sound



Lesson 1 letters: say the name and the sound

ה	ד	ג	ב	ב	א
He · h	Dalet · d	Gimel · g	Vet · v	Bet · b	Alef · quiet

Start on the right. Bet with a dot says b; without the dot it is Vet and says v.

Lesson 2 letters: say the name and the sound



Tet · t



Chet · ch



Zayin · z



Vav · v

Chet is the scratchy h, like Bach.

Lesson 3 letters: say the name and the sound

ך	ל	כ	פ	י
Final Khaf · kh	Lamed · l	Khaf · kh	Kaf · k	Yod · y

Kaf with a dot says k; without the dot, Khaf says kh. Final Khaf comes only at the end of a word.

Mixed up! Name and sound, no help



Point, then say it. Who can do a whole row?

Our vowels so far: “a” and “i”

הָ	דָ	גָ	בָ	KAMATZ: A
הַ	דַ	גַ	בַ	PATACH: A
הִ	דִ	גִ	בִ	CHIRIK: I

A little T or a line under the letter says “a”. One dot under it says “i”.

Read the “a” and “i” rows

בָּ	לַ	כָּ	יַ	חָ	A
בִּ	לִ	כִּ	יִ	חִ	I

Words we can already read

5 זָהָב gold	4 חַג festival	3 גַּג roof	2 דָּג fish	1 אָב father
10 הָלַךְ he walked	9 דָּוִד David	8 חַי alive	7 לִי mine	6 יָד hand

Cover the English. Read the word, then say what it means.

letter 13 of 22

Mem

Mem says “m” *as in moon*



מַיִם

ma-yim: water



How to write it

1. A line across the top, then down the right side and along the bottom
2. A slanting line down on the left. Leave a little gap at the bottom

letter 14 of 22

Nun

Nun says “n” *as in nest*



נָהָר

na-har: river



How to write it

1. A small head at the top, then straight down
2. A short line along the bottom to the left

letter 15 of 22

Samekh

Samekh says “s” *as in sun*



סוּס

sus: horse



How to write it

1. A line across the top
2. Down the right side and round the bottom: a closed circle

at the end of a word

Final Mem

Final Mem says “m” *at the end of a word*



יָם

yam: sea



How to write it

1. A line across the top, then down the right side
2. Along the bottom and back up the left side: a closed box

at the end of a word

Final Nun

Final Nun says “n” *at the end of a word*



בֵּן

ben: son



How to write it

1. A small head at the top, like Vav
2. One long line straight down, below the bottom line

Careful: these look alike

Vav stays on the line. Final Nun goes below it.



Samekh is round. Final Mem is a square box.



Bet has a tail at the bottom. Kaf is round.



Gimel kicks out a foot. Nun has a flat base.



The “e” sound: two dots or three



Two dots side by side, or three dots in a triangle: both say “e”, as in bed.

Read it! Right to left

נֵ	לָ	סֵ	נָ	מֵ	ROW 1
נִ	מָ	סָ	נָ	מִ	ROW 2
סִ	יָ	נֵ	מֵ	סָ	ROW 3
מָ	בֵּ	סֵ	מַ	נָ	ROW 4

New words to read

4

מִן

from

3

בֵּן

son

2

הֵם

they

1

אֵם

mother

8

מֶלֶךְ

king

7

כֵּן

yes, so

6

יֶלֶד

boy

5

לֶחֶם

bread

Cover the English. Read the word, then guess what it means.

Your turn: write the letter

Your turn

grab a pencil!

1. Listen for a letter name.
2. Write it in the next box.
3. Hold it up to show everyone.
4. Bonus: write “me” or “ne” with the new vowel.



Spot the end letters

4

מִן

3

בֵּן

2

יָם

1

מַיִם

Point to the final Mem and the final Nun. Which word starts and ends with Mem?

after the lesson

This week

Practice

מ ם נ ן ס

- One letter sheet a day: Mem, final Mem, Nun, final Nun and Samekh
- Each back has a 'read it' row with the 'e' sound

Every day

- 5-minute flashcards: all 15 letters and the 'a', 'i' and 'e' vowels
- Read the new words again

Next lesson

- New letters: Ayin, Pe, Tsadi
- New vowel: the 'o' sound