Trace the Alef-Bet

Do the outlined letters. Say the name, trace the dots, then write two.

Name _____

today's letter · this lesson · letters you know · still to come: no outline

Lamed l



TODAY

Mem m

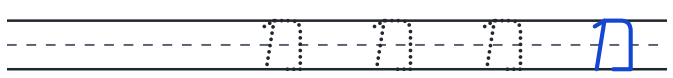

Nun n



Samekh s



Ayin quiet



Pe p / f



Tsadi ts



Qof k

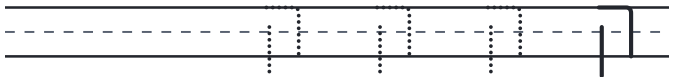

Resh r



Shin sh / s



Tav t



Alef quiet



Bet b / v



Gimel g



Dalet d



He h



Vav v



Zayin z



Chet ch

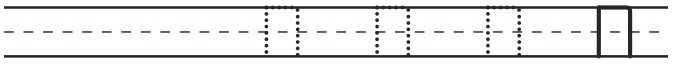

Tet t



Yod y



Kaf k / kh



 Free to use and share, not to sell · CC BY-NC-SA 4.0

Mem מ

Mem says m, as in moon.

Name _____

מ

letter 13 of 22

How to write it

1. A line across the top, then down the right side and along the bottom.
2. A short slanting line down on the left. Leave a little gap at the bottom left.

● Hebrew starts on the right: begin at the start dot and go left.



מַיִם

ma-yim: water

1 Trace the dotted letters, then write three on your own

start at the dot, top right

2 Trace two, then write on your own

3 Look at the first one, then write on your own

4 Write it all by yourself

no help this time

5 Read it out loud: the new "e" sound

right to left

מֵ בֵ מֶ לֶ מִ מָ מֶ מֵ

king מֶלֶךְ mother אֵם

6 Circle every Mem

how many did you find? ____

א ח מ ז ו מ ד ה מ ג ב מ א מ

☐ I said the name and sound out loud ☐ I did my best writing

Free to use and share, not to sell · CC BY-NC-SA 4.0

Trace the Alef-Bet

Do the outlined letters. Say the name, trace the dots, then write two.

Name _____

today's letter · this lesson · letters you know · still to come: no outline

Lamed l



Mem m

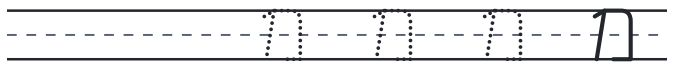

Nun n

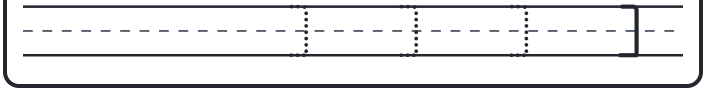

Samekh s



Ayin quiet

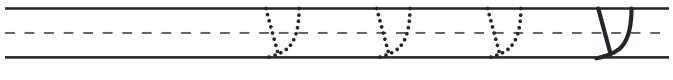

Pe p / f

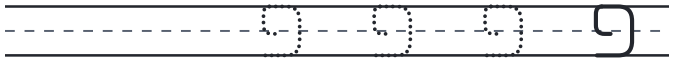

Tsadi ts

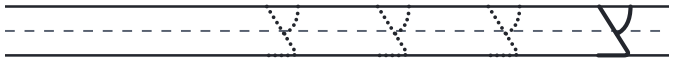

Qof k

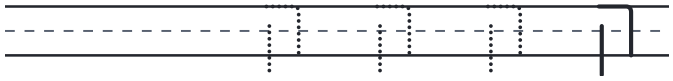

Resh r

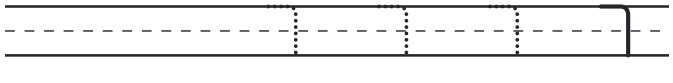

Shin sh / s

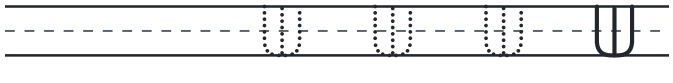

Tav t

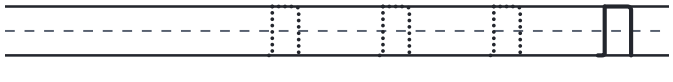

Alef quiet



Bet b / v



Gimel g



Dalet d



He h



Vav v



Zayin z



Chet ch



Tet t



Yod y



Kaf k / kh



Free to use and share, not to sell · CC BY-NC-SA 4.0

Final Mem ם

Final Mem says m. It is how Mem is written at the end of a word.

Name _____

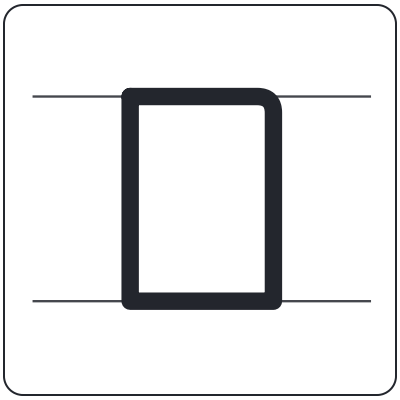

How to write it

1. A line across the top, then down the right side.
2. Along the bottom and back up the left side: a closed box.

● Hebrew starts on the right: begin at the start dot and go left.



יָם

yam: sea

1 Trace the dotted letters, then write three on your own

start at the dot, top right

2 Trace two, then write on your own

3 Look at the first one, then write on your own

4 Write it all by yourself

no help this time

5 Read it out loud: the new "e" sound

right to left

כֵּ זֵ חֵ דֵּ טֵ יֵ הֵ גֵּ

sea יָם they הֵם

6 Circle every Final Mem

how many did you find? ____

ם א ם ב ג ם ה ד ם ו ז ם ח א

☐ I said the name and sound out loud ☐ I did my best writing

Free to use and share, not to sell · CC BY-NC-SA 4.0

Trace the Alef-Bet

Do the outlined letters. Say the name, trace the dots, then write two.

Name _____

today's letter · this lesson · letters you know · still to come: no outline

Lamed l



Mem m

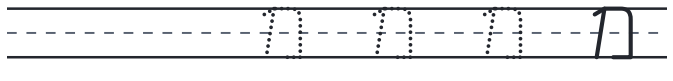

TODAY

Nun n



Samekh s

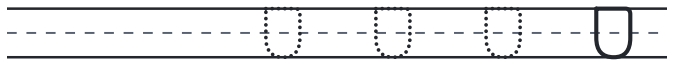

Ayin quiet

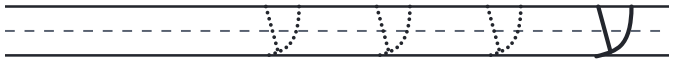

Pe p / f

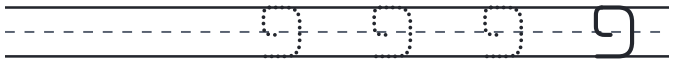

Tsadi ts

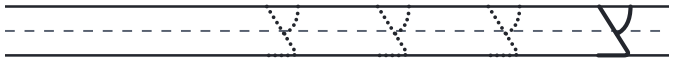

Qof k

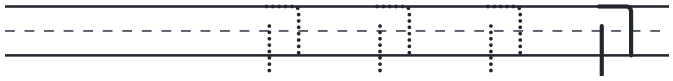

Resh r

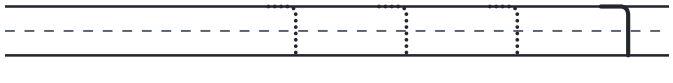

Shin sh / s

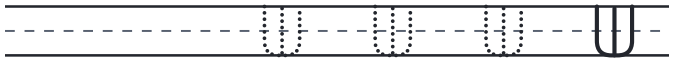

Tav t

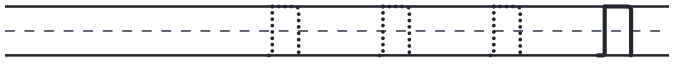

Alef quiet



Bet b / v



Gimel g



Dalet d



He h



Vav v



Zayin z



Chet ch



Tet t



Yod y



Kaf k / kh



Free to use and share, not to sell · CC BY-NC-SA 4.0

Nun נ

Nun says n, as in nest.

Name _____

נ

letter 14 of 22

How to write it

1. A small head at the top, then straight down.
2. A short line along the bottom to the left.

● Hebrew starts on the right: begin at the start dot and go left.



נָהָר

na-har: river

1 Trace the dotted letters, then write three on your own — start at the dot, top right

2 Trace two, then write on your own

3 Look at the first one, then write on your own

4 Write it all by yourself — no help this time

5 Read it out loud: the new "e" sound — right to left

נֵ לֵ נֶ בֵּ נִ נָ נֶ נֵ

yes, so כֵּן stream נַחַל

6 Circle every Nun — how many did you find? ____

א ח נ ז ו נ ד ה נ ג ב נ א נ

☐ I said the name and sound out loud ☐ I did my best writing

Free to use and share, not to sell · CC BY-NC-SA 4.0

Trace the Alef-Bet

Do the outlined letters. Say the name, trace the dots, then write two.

Name _____

today's letter · this lesson · letters you know · still to come: no outline

Lamed l



Mem m

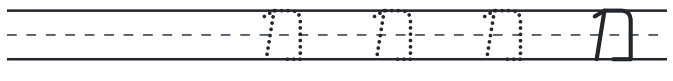

Nun n



Samekh s

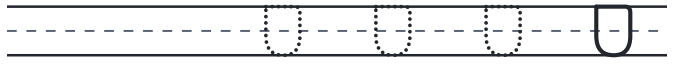

Ayin quiet

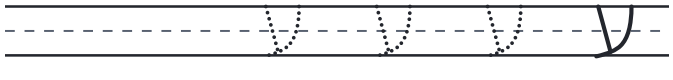

Pe p / f

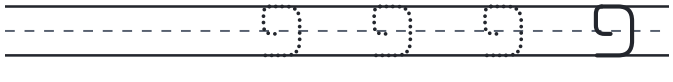

Tsadi ts

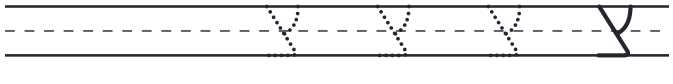

Qof k

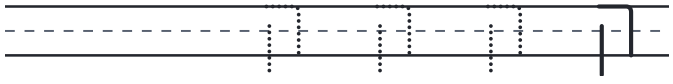

Resh r

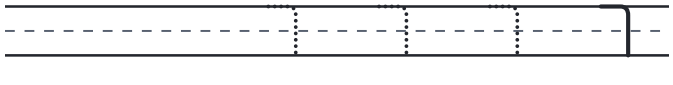

Shin sh / s

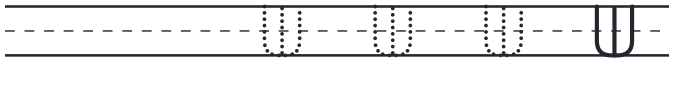

Tav t

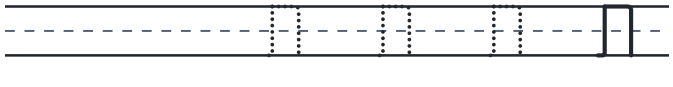

Alef quiet



Bet b / v

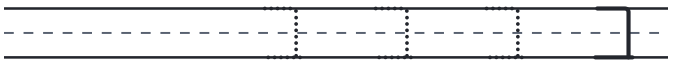

Gimel g



Dalet d

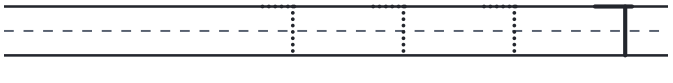

He h

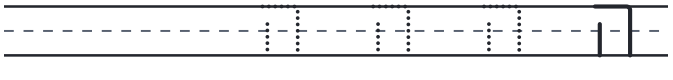

Vav v



Zayin z



Chet ch



Tet t

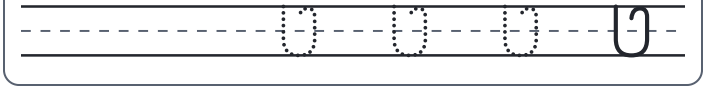

Yod y



Kaf k / kh

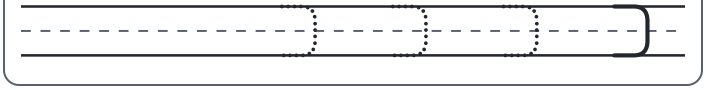

Free to use and share, not to sell · CC BY-NC-SA 4.0

Final Nun ן

Final Nun says n. It is how Nun is written at the end of a word.

Name _____

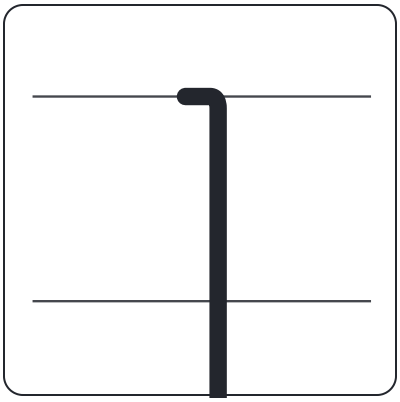

How to write it

1. A small head at the top, like Vav.
2. One long line straight down, below the bottom line.

● Hebrew starts on the right: begin at the start dot and go left.



בֵּן

ben: son

1 Trace the dotted letters, then write three on your own — start at the dot, top right

2 Trace two, then write on your own

3 Look at the first one, then write on your own

4 Write it all by yourself — no help this time

5 Read it out loud: the new "e" sound — right to left

אֵ בֵּ וֵ זֵ חֵ יֵ כֵ לֵ

from מִן son בֵּן

6 Circle every Final Nun — how many did you find? ____

א ח ן ז ו ן ד ה ן ג ב ן א ן

☐ I said the name and sound out loud ☐ I did my best writing

Free to use and share, not to sell · CC BY-NC-SA 4.0

Trace the Alef-Bet

Do the outlined letters. Say the name, trace the dots, then write two.

Name _____

today's letter · this lesson · letters you know · still to come: no outline

Lamed l



Mem m

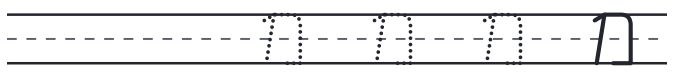

Nun n



TODAY

Samekh s

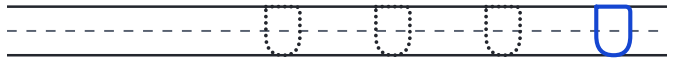

Ayin quiet

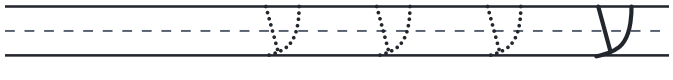

Pe p / f

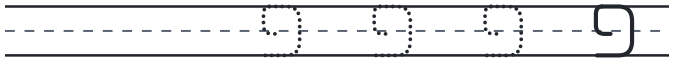

Tsadi ts

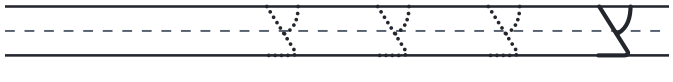

Qof k

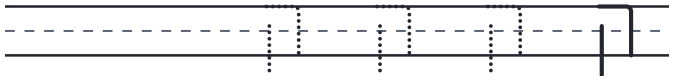

Resh r

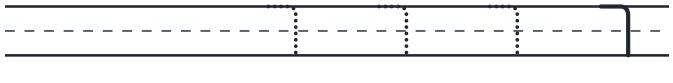

Shin sh / s

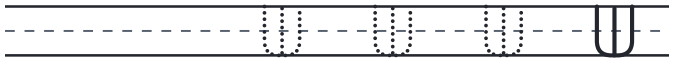

Tav t

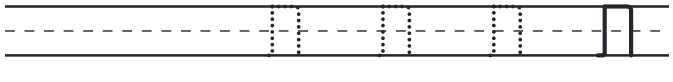

Alef quiet



Bet b / v

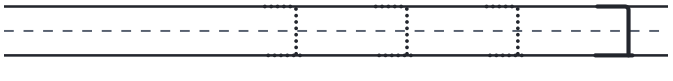

Gimel g



Dalet d



He h

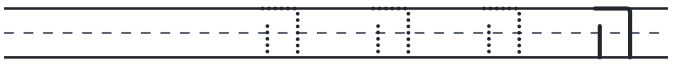

Vav v



Zayin z



Chet ch



Tet t

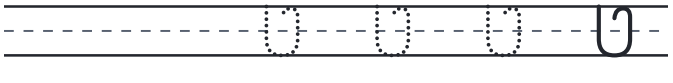

Yod y



Kaf k / kh

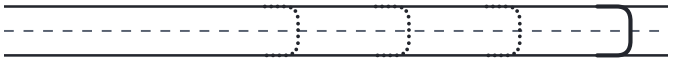

Lesson 4: Mem to Samekh and the "e" sound · Right column first. Turn over to practise Samekh.

Free to use and share, not to sell · CC BY-NC-SA 4.0

Samekh ס

Samekh says s, as in sun.

Name _____

ס

letter 15 of 22

How to write it

1. A line across the top, sticking out a little on the left.
2. Down the right side and round the bottom: a closed circle.

● Hebrew starts on the right: begin at the start dot and go left.



סוּס

sus: horse

1 Trace the dotted letters, then write three on your own

start at the dot, top right

2 Trace two, then write on your own

3 Look at the first one, then write on your own

4 Write it all by yourself

no help this time

5 Read it out loud: the new "e" sound

right to left

סֵ נֵ סֶ מֵ סִ סֵ סֶ סֵ

boy יֶלֶד bread לֶחֶם

6 Circle every Samekh

how many did you find? ____

א ח ס ז ו ס ד ה ס ג ב ס א ס

☐ I said the name and sound out loud ☐ I did my best writing

Free to use and share, not to sell · CC BY-NC-SA 4.0