ב **Bereshit**
בְּרֵאשִׁית

Lesson 3

Three new letters and a new vowel

Yod, Kaf, Lamed and final Khaf, and the “i” sound



Remember these? Say the name and the sound

ה	ד	ג	ב	א
He	Dalet	Gimel	Bet	Alef
	ט	ח	ז	ו
	Tet	Chet	Zayin	Vav

Start on the right. Point, then say it.

Read the 'a' row

בָּ גָ דָ הַ וַ זָ חַ טָ

WARM-UP

letter 10 of 22

Yod

Yod says “y” *as in yes*



יָד

yad: hand



How to write it

1. A small head at the top, like Vav's head
2. A tiny tail down to the left. Yod stays in the top half

letter 11 of 22

Kaf

Kaf says “k”

without the dot, Khaf says kh



כֶּלֶב

ke-lev: dog

כ

How to write it

1. A line across the top
2. Round the right side and back along the bottom. No tail

letter 12 of 22

Lamed

Lamed says “l” *as in lamp*



לֵב

lev: heart



How to write it

1. Start above the top line and come down to it
2. Across to the right, then down, curving in at the bottom

at the end of a word

Final Khaf

Final Khaf says “kh” *at the end of a word*



מֶלֶךְ

me-lekh: king



How to write it

1. A line across the top, then round the corner
2. A long line straight down, below the bottom line

Careful: these look alike

Vav goes all the way down. Yod is small.



Bet has a tail at the bottom. Kaf is round.



Final Khaf has a long leg below the line.



The 'i' sound: one dot underneath

הִ	דִ	גִ	בִ	CHIRIK
טִ	חִ	זִ	וִ	CHIRIK

One dot under the letter says 'i', as in ski. Say the letter first: b + i = bi.

Read it! Right to left

טִ	חִ	לִ	פִ	יִ	ROW 1
דִ	בִּ	יִ	לָ	כִ	ROW 2
הִ	זִ	יִ	פָ	לִ	ROW 3
לִ	כִ	יִ	לַ	פַ	ROW 4

New words to read

3

לִי

mine

2

כִּי

because

1

יָד

hand

6

הָלַךְ

he walked

5

דָּוִד

David

4

חַי

alive

Cover the English. Read the word, then guess what it means.

Your turn: write the letter

Your turn

grab a pencil!

1. Listen for a letter name.
2. Write it in the next box.
3. Hold it up to show everyone.
4. Bonus: write 'li' or 'ki' with the new vowel.



after the lesson

This week

Practice

י כ ך ל

- One letter sheet a day: Yod, Kaf, final Khaf and Lamed
- Each back has a 'read it' row with the 'i' sound

Every day

- 5-minute flashcards: all 12 letters and the 'a' and 'i' vowels
- Read the new words again

Next lesson

- New letters: Mem, Nun, Samekh
- New vowel: the 'e' sound