Trace the Alef-Bet

Do the outlined letters. Say the name, trace the dots, then write two.

Name _____

today's letter · this lesson · letters you know · still to come: no outline

Lamed l



Mem m



Nun n



Samekh s



Ayin quiet



Pe p / f



Tsadi ts



Qof k

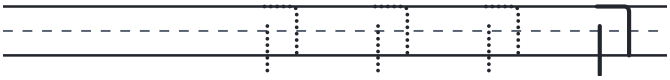

Resh r



Shin sh / s



Tav t



Alef quiet



Bet b / v



Gimel g



Dalet d



He h



Vav v



Zayin z



Chet ch



Tet t



TODAY

Yod y



Kaf k / kh

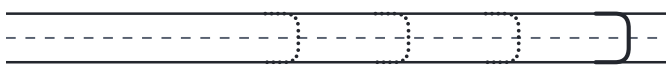

Free to use and share, not to sell · CC BY-NC-SA 4.0

Yod י

Yod says y, as in yes.

Name _____

ר

letter 10 of 22

How to write it

1. A small head at the top, like Vav's head.
2. A tiny tail down to the left. Yod is small: it stays in the top half.

● Hebrew starts on the right: begin at the start dot and go left.



יָד

yad: hand

1 Trace the dotted letters, then write three on your own start at the dot, top right

2 Trace two, then write on your own

3 Look at the first one, then write on your own

4 Write it all by yourself no help this time

5 Read it out loud: the new "i" sound right to left

יִ יָ בִּ יִ דִ יַ הִ יִ

alive חַי hand יָד

6 Circle every Yod how many did you find? ____

א ח י ז ו י ד ה י ג ב י א י

☐ I said the name and sound out loud ☐ I did my best writing

Free to use and share, not to sell · CC BY-NC-SA 4.0

Trace the Alef-Bet

Do the outlined letters. Say the name, trace the dots, then write two.

Name _____

today's letter · this lesson · letters you know · still to come: no outline

Lamed l



Mem m



Nun n



Samekh s



Ayin quiet



Pe p / f



Tsadi ts



Qof k

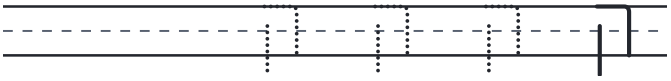

Resh r



Shin sh / s



Tav t



Alef quiet



Bet b / v



Gimel g



Dalet d



He h



Vav v



Zayin z



Chet ch



Tet t



Yod y



TODAY

Kaf k / kh



Free to use and share, not to sell · CC BY-NC-SA 4.0

Kaf כ

Kaf says k, as in kite. Without the dot (Khaf) it says kh, like Bach.

Name _____

כ

letter 11 of 22

How to write it

1. A line across the top.
2. Round the right side and back along the bottom. No tail: that is Bet.

● Hebrew starts on the right: begin at the start dot and go left.



כֶּלֶב

ke-lev: dog

1 Trace the dotted letters, then write three on your own

start at the dot, top right

2 Trace two, then write on your own

3 Look at the first one, then write on your own

4 Write it all by yourself

no help this time

5 Read it out loud: the new "i" sound

right to left

כִּ כִּ בִּ כִּ כִ כִ כִּ כִּ

David דָּוִד because כִּי

6 Circle every Kaf

how many did you find? ____

א ח כ ז ו כ ד ה כ ג ב כ א כ

☐ I said the name and sound out loud ☐ I did my best writing

Free to use and share, not to sell · CC BY-NC-SA 4.0

Trace the Alef-Bet

Do the outlined letters. Say the name, trace the dots, then write two.

Name _____

today's letter · this lesson · letters you know · still to come: no outline

Lamed l



Mem m



Nun n



Samekh s



Ayin quiet



Pe p / f



Tsadi ts



Qof k

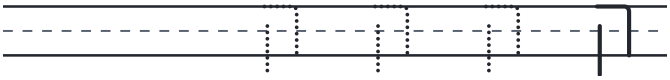

Resh r



Shin sh / s



Tav t



Alef quiet



Bet b / v



Gimel g



Dalet d



He h



Vav v



Zayin z



Chet ch



Tet t



Yod y



Kaf k / kh



Free to use and share, not to sell · CC BY-NC-SA 4.0

Final Khaf ך

Final Khaf says kh. It is how Khaf is written at the end of a word.

Name _____

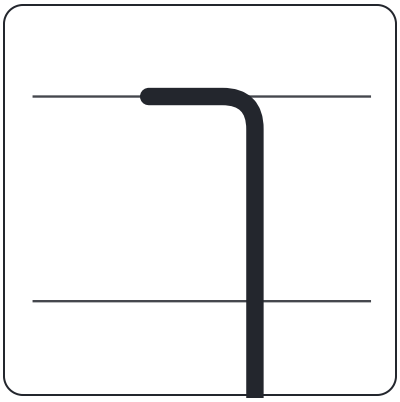

How to write it

1. A line across the top, then round the corner.
2. A long line straight down, below the bottom line.

● Hebrew starts on the right: begin at the start dot and go left.



מֶלֶךְ

me-lekh: king

1 Trace the dotted letters, then write three on your own

start at the dot, top right



2 Trace two, then write on your own



3 Look at the first one, then write on your own



4 Write it all by yourself

no help this time



5 Read it out loud: the new "i" sound

right to left

גִ וִ הִ אִ טִ זִ חִ לִ

mine לִי he walked הָלַךְ

6 Circle every Final Khaf

how many did you find? ____

א ח ך ז ו ך ד ה ך ג ב ך א ך

☐ I said the name and sound out loud ☐ I did my best writing

Free to use and share, not to sell · CC BY-NC-SA 4.0

Trace the Alef-Bet

Do the outlined letters. Say the name, trace the dots, then write two.

Name _____

today's letter · this lesson · letters you know · still to come: no outline

TODAY

Lamed l



Mem m



Nun n



Samekh s



Ayin quiet



Pe p / f



Tsadi ts



Qof k

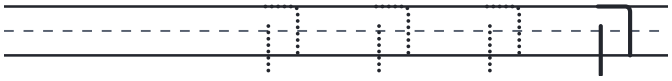

Resh r



Shin sh / s



Tav t



Alef quiet



Bet b / v



Gimel g



Dalet d



He h



Vav v



Zayin z



Chet ch



Tet t



Yod y



Kaf k / kh



Free to use and share, not to sell · CC BY-NC-SA 4.0

Lamed ל

Lamed says l, as in lamp.

Name _____



How to write it

1. Start above the top line and come down to it.
2. Across to the right, then down, curving in at the bottom. Lamed is the tallest letter.

● Hebrew starts on the right: begin at the start dot and go left.



לֵב

lev: heart

1 Trace the dotted letters, then write three on your own — start at the dot, top right



2 Trace two, then write on your own



3 Look at the first one, then write on your own



4 Write it all by yourself — no help this time

5 Read it out loud: the new "i" sound — right to left

לִ לָ לַ לְ דִ לָ יִ לְ

David דָּוִד mine לִי

6 Circle every Lamed — how many did you find? ____

א ח ל ז ו ל ד ה ל ג ב ל א ל

☐ I said the name and sound out loud ☐ I did my best writing

Free to use and share, not to sell · CC BY-NC-SA 4.0