Yod י

Yod says y, as in yes.

Name _____

1 Colour the big Yod

י

Then trace it with your finger.

2 Colour the picture



יָד

yad: hand

3 Trace three, then write two on your own

start at the dot, top right

ך

4 Circle every Yod

י ד ו י ז י ו י

5 Say it out loud

point, say it, then colour the star

יִ יַ יָ יְ

I did it! ☆ ☆ ☆

Free to use and share, not to sell · CC BY-NC-SA 4.0

Kaf כ

Kaf says k, as in kite. Without the dot (Khaf) it says kh, like Bach.

Name _____

1 Colour the big Kaf

כ

Then trace it with your finger.

2 Colour the picture



כֶּלֶב

ke-lev: dog

3 Trace three, then write two on your own

start at the dot, top right



4 Circle every Kaf

כ ד ב כ ה כ ב כ

5 Say it out loud

point, say it, then colour the star

כְ כַ כָ כִ

☆ ☆ ☆ ☆

I did it! ☆ ☆ ☆

Free to use and share, not to sell · CC BY-NC-SA 4.0

Final Khaf ך

Final Khaf says kh. It is how Khaf is written at the end of a word.

Name _____

1 Colour the big Final Khaf

ך

Then trace it with your finger.

2 Colour the picture



מֶלֶךְ

me-lekh: king

3 Trace three, then write two on your own

start at the dot, top right

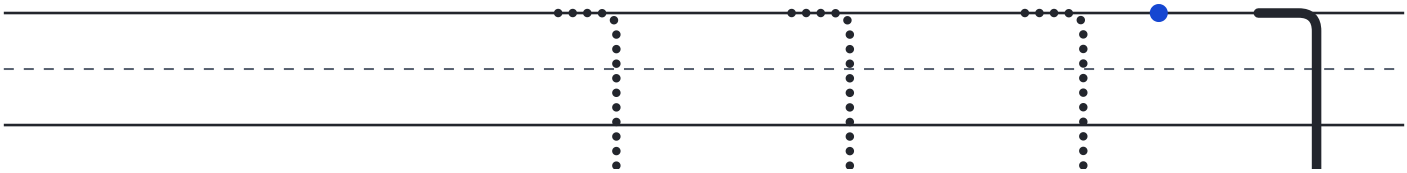

4 Circle every Final Khaf

ז ך כ ך ו ך ד ך

5 Say it out loud

point, say it, then colour the star

הָלַךְ ☆

מֶלֶךְ ☆

I did it! ☆ ☆ ☆

Free to use and share, not to sell · CC BY-NC-SA 4.0

Lamed ל

Lamed says l, as in lamp.

Name _____

1 Colour the big Lamed



Then trace it with your finger.

2 Colour the picture



לֵב

lev: heart

3 Trace three, then write two on your own

start at the dot, top right

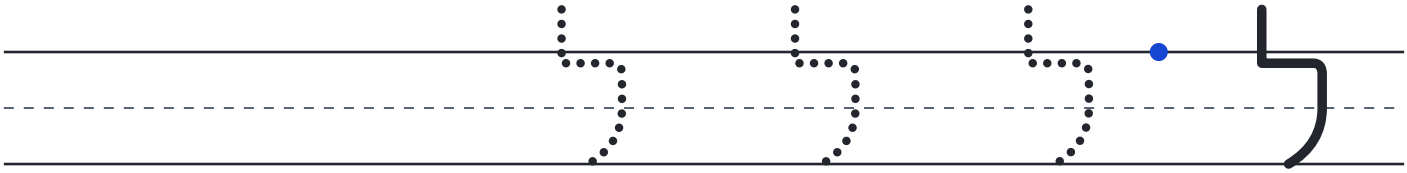

4 Circle every Lamed

י ל ד ל ז ל ו ל

5 Say it out loud

point, say it, then colour the star

ל	לַ	לָ	ל
☆	☆	☆	☆

I did it! ☆ ☆ ☆

Free to use and share, not to sell · CC BY-NC-SA 4.0