# Trace the Alef-Bet

Do the outlined letters. Say the name, trace the dots, then write two.

Name _____

today's letter · this lesson · letters you know · still to come: no outline

Lamed l



Mem m



Nun n



Samekh s



Ayin quiet



Pe p / f



Tsadi ts



Qof k

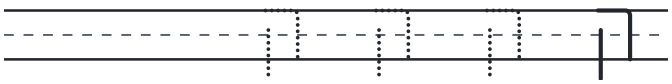

Resh r



Shin sh / s



Tav t



**Alef** quiet



**Bet** b / v



**Gimel** g



**Dalet** d



**He** h



TODAY

**Vav** v



**Zayin** z



**Chet** ch



**Tet** t



Yod y



Kaf k / kh

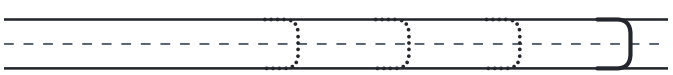



Free to use and share, not to sell · CC BY-NC-SA 4.0

# Vav ו

Vav says v, as in van.

Name _____



letter 6 of 22

## How to write it

1. One straight line, from the top line down to the bottom line.
2. That is all: a tall stick. Zayin is the one with a cap on top.

- Hebrew starts on the right: begin at the start dot and go left.



וֶרֶד

ve-red: rose

### 1 Trace the dotted letters, then write three on your own

start at the dot, top right

### 2 Trace two, then write on your own

### 3 Look at the first one, then write on your own

### 4 Write it all by yourself

no help this time

### 5 Read it out loud: the "a" sound

right to left

וָ הָ וַ דָ וָ בָ וַ וָ

father אָב hook וָו

### 6 Circle every Vav

how many did you find? ____

א ט ו ח ז ו ד ה ו ג ב ו א ו

☐ I said the name and sound out loud ☐ I did my best writing



Free to use and share, not to sell · CC BY-NC-SA 4.0

# Trace the Alef-Bet

Do the outlined letters. Say the name, trace the dots, then write two.

Name _____

today's letter · this lesson · letters you know · still to come: no outline

Lamed l



Mem m



Nun n



Samekh s



Ayin quiet



Pe p / f



Tsadi ts



Qof k

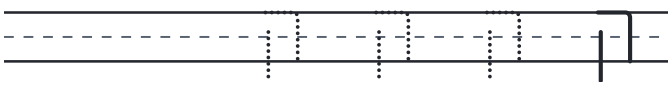

Resh r



Shin sh / s



Tav t



**Alef** quiet



**Bet** b / v



**Gimel** g



**Dalet** d



**He** h



**Vav** v



TODAY

**Zayin** z



**Chet** ch



**Tet** t



Yod y



Kaf k / kh

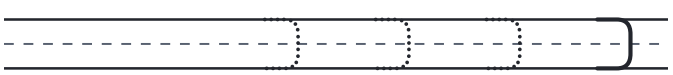



Free to use and share, not to sell · CC BY-NC-SA 4.0

# Zayin ז

Zayin says z, as in zoo.

Name _____

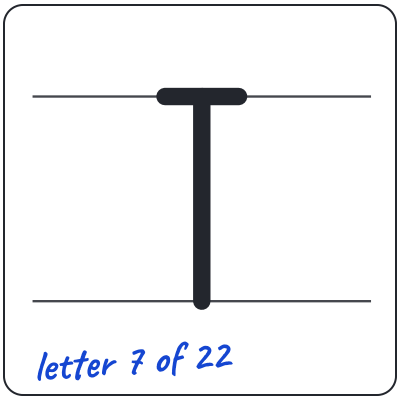

letter 7 of 22

## How to write it

1. A short line across the top, like a little cap.
2. A straight line down from the middle of the cap.

● Hebrew starts on the right: begin at the start dot and go left.



זָהָב

za-hav: gold

### 1 Trace the dotted letters, then write three on your own

start at the dot, top right

### 2 Trace two, then write on your own

### 3 Look at the first one, then write on your own

### 4 Write it all by yourself

no help this time

### 5 Read it out loud: the "a" sound

right to left

זָ זַ זָ דַ זָ גָ זַ זָ הָ בָ זַ דַ זָ גָ זַ זָ

he came בָּא gold זָהָב

### 6 Circle every Zayin

how many did you find? ____

ז א ז ב ג ז ה ד ז ו ח ז ט א

☐ I said the name and sound out loud ☐ I did my best writing



Free to use and share, not to sell · CC BY-NC-SA 4.0

# Trace the Alef-Bet

Do the outlined letters. Say the name, trace the dots, then write two.

Name _____

today's letter · this lesson · letters you know · still to come: no outline

Lamed l



Mem m



Nun n



Samekh s



Ayin quiet



Pe p / f



Tsadi ts



Qof k

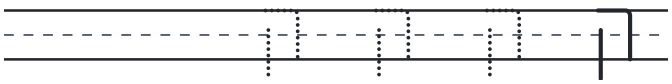

Resh r



Shin sh / s



Tav t



**Alef** quiet



**Bet** b / v



**Gimel** g



**Dalet** d



**He** h



**Vav** v



**Zayin** z



TODAY

**Chet** ch



**Tet** t



Yod y



Kaf k / kh

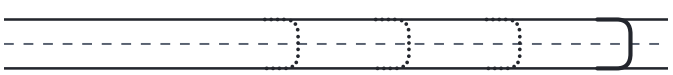



Free to use and share, not to sell · CC BY-NC-SA 4.0

# Chet ח

Chet says ch, a scratchy h in the throat (like Bach).

Name _____

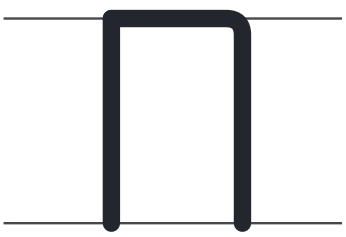

letter 8 of 22

## How to write it

1. Like He: a line across the top, then down the right side.
2. A leg on the left that DOES touch the roof (He has a gap, Chet does not).

● Hebrew starts on the right: begin at the start dot and go left.



חָלָב

cha-lav: milk

**1 Trace the dotted letters, then write three on your own** — start at the dot, top right

**2 Trace two, then write on your own**

**3 Look at the first one, then write on your own**

**4 Write it all by yourself** — no help this time

**5 Read it out loud: the "a" sound** — right to left

חָ חַ הָ חָ אָ חַ הָ חַ חָ

fish דָּג festival חַג

**6 Circle every Chet** — how many did you find? ____

א ט ח ז ו ח ד ה ח ג ב ח א ח

☐ I said the name and sound out loud ☐ I did my best writing



Free to use and share, not to sell · CC BY-NC-SA 4.0

# Trace the Alef-Bet

Do the outlined letters. Say the name, trace the dots, then write two.

Name _____

today's letter · this lesson · letters you know · still to come: no outline

Lamed l



Mem m



Nun n



Samekh s



Ayin quiet



Pe p / f



Tsadi ts



Qof k

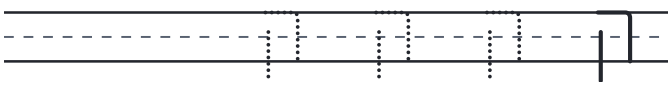

Resh r



Shin sh / s



Tav t



**Alef** quiet



**Bet** b / v



**Gimel** g



**Dalet** d



**He** h



**Vav** v



**Zayin** z



**Chet** ch



TODAY

**Tet** t



Yod y



Kaf k / kh

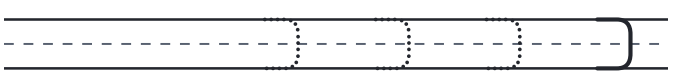



Free to use and share, not to sell · CC BY-NC-SA 4.0

# Tet ט

Tet says t, as in top.

Name _____

ט

letter 9 of 22

## How to write it

1. Start at the top left and go down.
2. Curve around the bottom to the right, then up and curl in at the top, like a basket.

Hebrew starts on the right: begin at the start dot and go left.



טָלֶה

ta-leh: lamb

**1 Trace the dotted letters, then write three on your own** — start at the dot, top right

**2 Trace two, then write on your own**

**3 Look at the first one, then write on your own**

**4 Write it all by yourself** — no help this time

**5 Read it out loud: the "a" sound** — right to left

טָ גָ טַ בָ טָ דָ טַ טָ

papa אַבָּא roof גַּג

**6 Circle every Tet** — how many did you find? ____

א ח ט ז ו ט ד ה ט ג ב ט א ט

☐ I said the name and sound out loud ☐ I did my best writing



Free to use and share, not to sell · CC BY-NC-SA 4.0